

IECEX Certificate of Conformity

INTERNATIONAL ELECTROTECHNICAL COMMISSION IEC Certification Scheme for Explosive Atmospheres

for rules and details of the IECEx Scheme visit www.iecex.com

Certificate No.: IECEx SIR 08.0099X issue No.:1

Certificate history:
Issue No. 1 (2009-9-3)
Issue No. 0 (2009-3-6)

Status: Current

Date of Issue: 2009-09-03

Page 1 of 5

Applicant: **Intex Controls Limited**
Unit 5A Valley Industries
Hadlow Road
Tonbridge
Kent TN11 0AH
United Kingdom

Electrical Apparatus: IQxx Series Valve Position Indicator
Optional accessory:

Type of Protection: Flameproof and Dust

Marking: Ex d IIC T6 Tamb -40°C to +40°C Gb & Ex tb IIIC T85°C Db IP6X
Or
Ex d IIC T6 Tamb -40°C to +60°C Gb & Ex tb IIIC T85°C Db IP6X
Or
Ex d IIC T4 Tamb -15°C to +80°C Gb & Ex tb IIIC T135°C Db IP6X

Approved for issue on behalf of the IECEx
Certification Body:

C Ellaby

Position:

Certification Officer

Signature:
(for printed version)

Date:


2009-09-03

1. This certificate and schedule may only be reproduced in full.
2. This certificate is not transferable and remains the property of the issuing body.
3. The Status and authenticity of this certificate may be verified by visiting the Official IECEx Website.

Certificate issued by:

SIRA Certification Service
Rake Lane
Eccleston
Chester
CH4 9JN
United Kingdom

sira
CERTIFICATION



IECEX Certificate of Conformity

Certificate No.: IECEx SIR 08.0099X

Date of Issue: 2009-09-03

Issue No.: 1

Page 2 of 5

Manufacturer: **Imtex Controls Limited**
Unit 5A Valley Industries
Hadlow Road
Tonbridge
Kent TN11 0AH
United Kingdom

Manufacturing location(s):

This certificate is issued as verification that a sample(s), representative of production, was assessed and tested and found to comply with the IEC Standard list below and that the manufacturer's quality system, relating to the Ex products covered by this certificate, was assessed and found to comply with the IECEx Quality system requirements. This certificate is granted subject to the conditions as set out in IECEx Scheme Rules, IECEx 02 and Operational Documents as amended.

STANDARDS:

The electrical apparatus and any acceptable variations to it specified in the schedule of this certificate and the identified documents, was found to comply with the following standards:

IEC 60079-0 : 2007-10 Edition: 5	Explosive atmospheres - Part 0: Equipment - General requirements
IEC 60079-1 : 2007-04 Edition: 6	Explosive atmospheres - Part 1: Equipment protection by flameproof enclosures "d"
IEC 61241-1 : 2004 Edition: 1	Electrical apparatus for use in the presence of combustible dust - Part 1: Protection by enclosures "tD"

This Certificate does not indicate compliance with electrical safety and performance requirements other than those expressly included in the Standards listed above.

TEST & ASSESSMENT REPORTS:


A sample(s) of the equipment listed has successfully met the examination and test requirements as recorded in

Test Report:

GB/SIR/ExTR09.0027/00
GB/SIR/ExTR09.0137/00

Quality Assessment Report:

GB/SIR/QAR09.0002/00



IECEx Certificate of Conformity

Certificate No.: IECEx SIR 08.0099X

Date of Issue: 2009-09-03

Issue No.: 1

Page 3 of 5

Schedule

EQUIPMENT:

Equipment and systems covered by this certificate are as follows:

The IQxx Series Valve Position Indicator is constructed from cast stainless steel and consists of a main enclosure base and threaded lid cover, providing a flameproof threaded joint. The cover is secured in place by an M4 x 0.7 set screw through the base flange. The base has provision for up to three cable entries that are used with suitably certified cable glands allowing the equipment to be connected to an external electrical power source. Unused cable entries are closed off with suitably certified, blanking devices. A drive shaft passing through the base creates a flameproof cylindrical joint. The drive shaft, which rotates intermittently at less than 1 m/s through a maximum of 180°, operates various internal switch configurations. The drive shaft also operates a polycarbonate visual position indicator, which is secured externally to the under side of the base and shows the status of the valve

See EQUIPMENT (Continued) for Nomenclature and Ratings

CONDITIONS OF CERTIFICATION: YES as shown below:

1	The maximum constructional gap (ic) is less than the maximum specified in Table 2 of IEC 60079-1:2007 clause 5.2.2 as detailed below		
	Flamepath	Maximum Gap (mm)	Comment
	Push rod and main body	0.1	Cylindrical spigot joint



IECEx Certificate of Conformity

Certificate No.: IECEx SIR 08.0099X

Date of Issue: 2009-09-03

Issue No.: 1


Page 4 of 5

EQUIPMENT(continued):

Product Nomenclature IQ-a-b-c-d-e-f					
a)	Alternative internal switches				
b)	Enclosure material				
c)	Entry thread types				
d)	Output drive shaft type				
e)	Indicator				
f)	Feature				
Equipment markings and electrical ratings					
Type	Marking for gas	Marking for dust	Ambient temp. range	Max. power dissipation	Cable entry temp. rise
Monitor with tall cover	Ex d IIC T6 Gb	Ex tb IIIC T85°C Db IP6X	Ta -40°C to +40°C	18.63 W	25.8°C
	Ex d IIC T6 Gb	Ex tb IIIC T85°C Db IP6X	Ta -40°C to +60°C	8.13 W	12.8°C
	Ex d IIC T4 Gb	Ex tb IIIC T135°C Db IP6X	Ta -15°C to +80°C	24.45 W	32.2°C
Monitor with short cover	Ex d IIC T6 Gb	Ex tb IIIC T85°C Db IP6X	Ta -40°C to +40°C	12.42 W	25.5°C
	Ex d IIC T6 Gb	Ex tb IIIC T85°C Db IP6X	Ta -40°C to +60°C	6.12 W	12.7°C
	Ex d IIC T4 Gb	Ex tb IIIC T135°C Db IP6X	Ta -15°C to +80°C	15.22 W	30.7°C

The Manufacturer shall note the following conditions of manufacture:

1. The equipment can only be marked suitable for a temperature class T4 Ta -15°C to +80°C when fitted with the viton seals specified on the manufacturer's drawings.
2. The label shall bear the marking for gas, marking for dust and ambient temperature range that are specific to the particular maximum power dissipation and cable entry temperature rise that are marked on the product, as defined in the table in the Description of Equipment



IECEX Certificate of Conformity

Certificate No.: IECEx SIR 08.0099X

Date of Issue: 2009-09-03

Issue No.: 1

Page 5 of 5

DETAILS OF CERTIFICATE CHANGES (for issues 1 and above):

Issue 1 – this Issue introduced the following change:	
1	The introduction of 6 alternative VCT module options to the interior of the valve position monitor, and the inclusion of a further condition of manufacture applied in associated certification.